

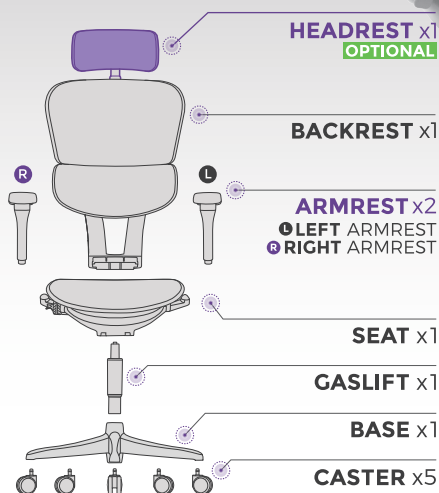
ERGOHUMAN ULTRA USER GUIDE



DISCOVER OPERATION
GUIDE VIDEO



CHAIR PARTS TOOLS ▶



ALLEN
WRENCH



A FOR
BACKREST

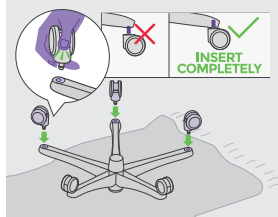
(SPARE)
M10 x 24mm

B FOR
ARMREST

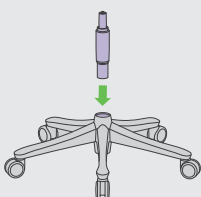
(SPARE)
1/4 x 3/4"

ASSEMBLY STEPS ▶

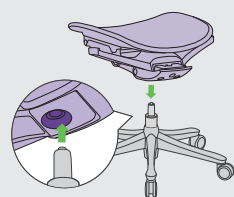
STEP 1



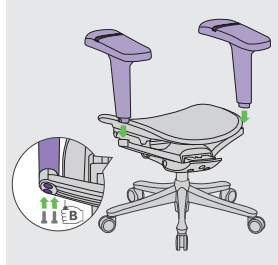
STEP 2



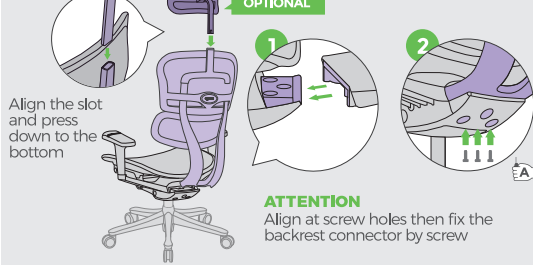
STEP 3



STEP 4

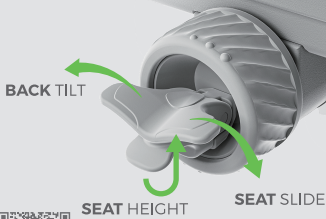


STEP 5




CONTROL

SINGLE LEVER CONTROL ▶



DISCOVER OPERATION GUIDE VIDEO


◀ BACK TILT TENSION



DISCOVER OPERATION GUIDE VIDEO

BACK & LUMBAR

BACK HEIGHT ADJUSTMENT ▶



DISCOVER OPERATION GUIDE VIDEO

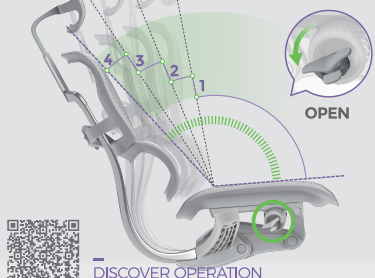
◀ 6D DYNAMIC LUMBAR SUPPORT



DISCOVER OPERATION GUIDE VIDEO

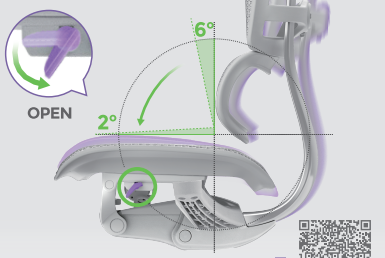
RECLINE

RECLINE POSITION LOCKING ▶



DISCOVER OPERATION GUIDE VIDEO

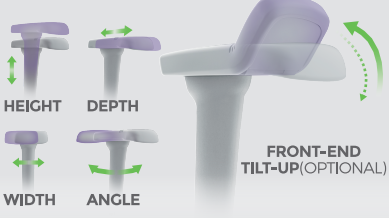
◀ FORWARD TILT ADJUSTMENT



DISCOVER OPERATION GUIDE VIDEO


ARMREST & HEADREST

5D+ ARMREST ▶



DISCOVER OPERATION GUIDE VIDEO

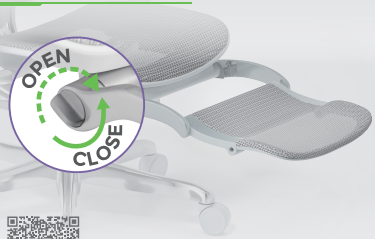
◀ 2D HEADREST (OPTIONAL)



DISCOVER OPERATION GUIDE VIDEO

ADDITIONAL OPTIONS

LEGPRO LEG REST ▶



DISCOVER OPERATION GUIDE VIDEO

◀ COAT HANGER



DISCOVER OPERATION GUIDE VIDEO

ERGOHUMAN ULTRA